

System 4 Mechanical Ventilation with Heat Recovery (MVHR)

All HRXE-HERA models have been designed with 100% automatic bypass, listed on the SAP Product Characteristics Database (PCDB).

The HRXE-HERA range operate by continuously extracting moisture-laden air from 'wet' rooms within the property whilst simultaneously drawing in fresh, filtered supply air from outside.

The heat from the extracted stale air is recovered via a heat exchanger inside the heat recovery unit which becomes tempered and filtered, before supplied in to the habitable rooms, creating comfortable and well ventilated homes.

Key features

- ▶ The heat exchanger block within these units can recover up to 95% of the normally wasted heat. The two independent fans have full-speed control for background and boost ventilation rates.
- ▶ The HRXE-HERA range has a Summer bypass function. In warmer months this function automatically activates to ensure the property is being well-ventilated and comfort levels are maintained in the home by continuously drawing in fresh filtered air into the habitable rooms.
- ▶ Due to its intelligent design, there will be no reduction in airflow when operating in bypass mode resulting in enhanced performance.
- ▶ Designed to provide optimised balanced (supply and extract) mechanical ventilation with heat recovery and both listed on the PCDB.
- ▶ Weight: 20kg.


Accessories

| Code | Description |
|--------------|---|
| HRXE-HERA-AV | Anti-Vibration tray suitable for all HRXE-HERA models |
| 397 | Condensate Drain Kit for all HRXE-HERA models |
| SPR428 | Replacement filters (pair) |

**YOUR
VENTILATION
SPECIALIST**

03443 715 523

www.domusventilation.co.uk

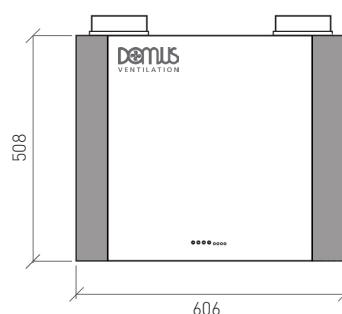


| Codes | Description |
|---------------|---|
| HRXE-HERA | Standard unit with 100% bypass |
| HRXE-HERA-H | Standard unit with 100% bypass and integral humidistat |
| HRXE-HERA-OP | Opposite handed unit with 100% bypass |
| HRXE-HERA-OPH | Opposite handed unit with 100% bypass and integral humidistat |

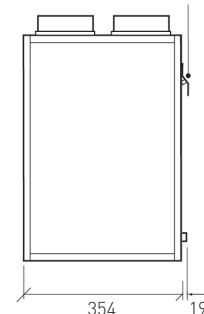
Dimensions (mm)



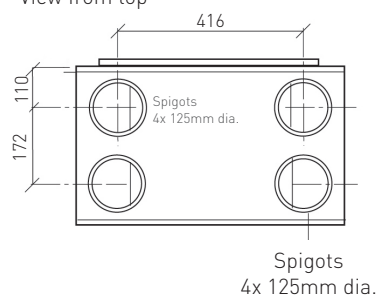
Front View



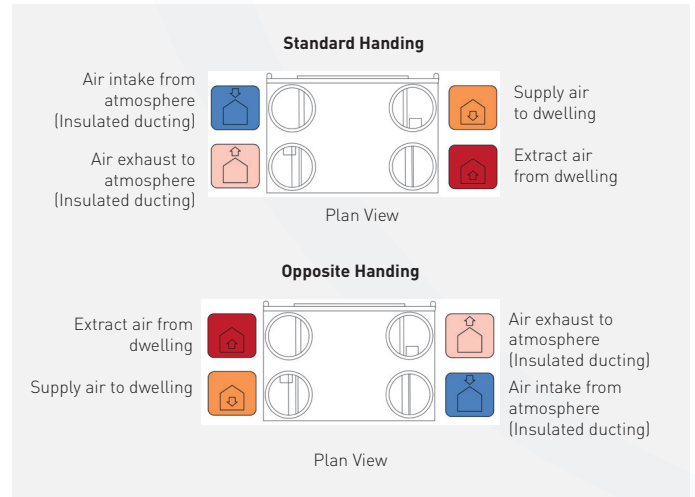
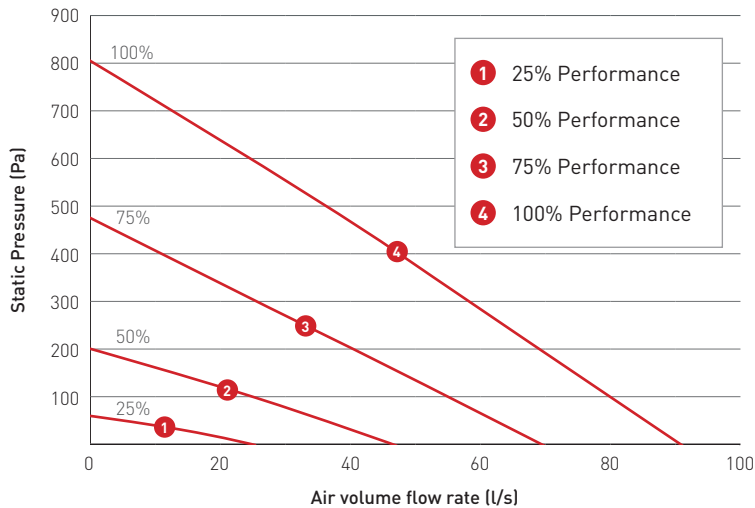
Side View Mounting bracket



View from top



Spigots
4x 125mm dia.



HRXE PRODUCT CHARACTERISTICS DATABASE (SAP 2012 TEST RESULTS)

| Application | Specific Fan Power (W/l/s) | Heat Exchange Efficiency | Energy Saving Trust Best Practice Compliant |
|----------------------|----------------------------|--------------------------|---|
| Kitchen + 1 Wet Room | 0.52 | 90% | Yes |
| Kitchen + 2 Wet Room | 0.59 | 89% | Yes |
| Kitchen + 3 Wet Room | 0.77 | 87% | Yes |
| Kitchen + 4 Wet Room | 1.00 | 86% | Yes |
| Kitchen + 5 Wet Room | 1.23 | 86% | Yes |

BREAKOUT SOUND PERFORMANCE

| Curve | Max power consumption (Watts) | | Sound Power Levels dB re 1pW (Frequency Hz) | | | | | | | | dBA @3m |
|-------|-------------------------------|-------------|---|-----|-----|-----|-----|-----|-----|-----|---------|
| | | | 63 | 125 | 250 | 500 | 1k | 2k | 4k | 8k | |
| 1 | 7 | Open inlet | 38 | 31 | 27 | 23 | <16 | <16 | <16 | <16 | <16 |
| | | Open outlet | 38 | 34 | 31 | 31 | 22 | <16 | <16 | <16 | |
| | | Breakout | 37 | 31 | 24 | 20 | <16 | <16 | <16 | <16 | |
| 2 | 19 | Open inlet | 39 | 38 | 48 | 40 | 35 | 29 | 16 | <16 | 24 |
| | | Open outlet | 48 | 54 | 53 | 55 | 49 | 47 | 35 | 24 | |
| | | Breakout | 43 | 48 | 44 | 42 | 34 | 29 | <16 | <16 | |
| 3 | 69 | Open inlet | 44 | 47 | 57 | 50 | 45 | 41 | 30 | 21 | 34 |
| | | Open outlet | 55 | 63 | 63 | 65 | 60 | 59 | 49 | 40 | |
| | | Breakout | 56 | 57 | 53 | 52 | 44 | 40 | 28 | 18 | |
| 4 | 155 | Open inlet | 48 | 52 | 59 | 55 | 50 | 46 | 35 | 27 | 40 |
| | | Open outlet | 60 | 67 | 69 | 69 | 64 | 64 | 54 | 46 | |
| | | Breakout | 59 | 60 | 58 | 59 | 49 | 46 | 35 | 27 | |

The maximum power consumption shown above (Watts) is consumed on units running continuously, not taking into account any heat recovery saving and based on SAP Product Characteristic Database (PCDB) testing. The breakout case-radiated dBA values are given for Hemispherical free field radiation at 3m - to obtain the Spherical radiated data, subtract 3 dBA.

Please note: Sound data is provided at a particular duty point for 25%, 50%, 75% and 100%. For accurate sound data at a specific speed duty, please call the office on 03443 715 523. 5 year warranty*.

*First year parts and labour

YOUR VENTILATION SPECIALIST

03443 715 523

www.domusventilation.co.uk